






Key Facts	Notation symbols/Instrument identity	
<p><u>Musical Style: Classical</u></p> <p>Exploring music inspired by trees, including the cherry blossom festival, Hanami. Learning how each composer uses different timbres in their pieces to describe the movements of trees in the wind and using this as inspiration for musical haiku compositions.</p>	<div data-bbox="1153 347 1525 628" style="border: 1px solid orange; padding: 5px; margin-bottom: 10px;"> <p style="text-align: center; background-color: orange; color: white; margin: 0;">Pizzicato</p> <p style="text-align: center; margin: 0;">Staccato sounds played by plucking the strings.</p>  </div> <div data-bbox="1153 639 1525 920" style="border: 1px solid orange; padding: 5px; margin-bottom: 10px;"> <p style="text-align: center; background-color: orange; color: white; margin: 0;">Glissando</p> <p style="text-align: center; margin: 0;">A continuous slide upwards or downwards between notes.</p>  </div> <div data-bbox="1525 716 1939 920" style="border: 1px solid orange; padding: 5px;"> <p style="text-align: center; background-color: orange; color: white; margin: 0;">Staccato</p> <p style="text-align: center; margin: 0;">A musical term to describe short sounds.</p>  </div>	
Key Learning:	Prior Learning:	Enrichment Opportunities:
<p>To know that a glissando in music means a sliding effect played on instruments or made by your voice. To know that expressive language (like a poem) can be used as inspiration for composing music. To understand that both instruments and voices can create audio effects that describe something you can see.</p> <p>To know that grouping instruments according to their timbre can create contrasting 'textures' in music.</p>	<p>Understanding that music from different times has different features.</p> <p>*Discussing the stylistic features of different genres, styles and traditions of music using musical vocabulary (Indian, classical, Chinese, Battle Songs, Ballads, Jazz). Understanding that music from different parts of the world has different features.</p> <p>*Recognising and explaining the changes within a piece of music using musical vocabulary.</p> <p>*Describing the timbre, dynamic, and textural details of a piece of music, both verbally, and through movement. Beginning to show an awareness of metre</p> <p>. *Beginning to use musical vocabulary (related to the inter-related dimensions of music) when discussing improvements to their own and others' work.</p>	<p>Using senses and poetry skills.</p>

Subject Specific Vocabulary

Key word	Definition
Col legno	A way of playing a stringed instrument by striking the string with the wooden part of the bow.
Haiku	A Japanese three line poem which has a strict syllable structure of 5,7,5.
Improvising	Making up music as it is played or performed
Melody	Notes of different pitches played in a sequence to create a tune
Inspiration	Something that encourages you to be creative
Duration	The length of time each note is played for - long or short
Pitch	How high or low a sound is
Dynamics	The volume of music- loud or quiet
Timbre	The quality of sound e.g. smooth, scratchy, twinkly
Structure	How the music is organised into different sections
Texture	How many layers of sound the music has- thick or thin
Tempo	The speed of the music - fast or slow